

TITUS COUNTY

Titus County Courthouse



Brian P. Lee
County Judge

March 7, 2014

Mr. Charles C. Bailey
District Attorney
P. O. Box 249
Mt. Pleasant, TX 75456-0249

Dear Mr. Bailey:

Pursuant to Transportation Code 251.005, please find attached a copy of the annual road reports for each Titus County Commissioner. As required by the statute, please submit to the grand jury at the first term of the district court.

Thank you for your time and attention to this matter

Sincerely,

A handwritten signature in black ink that reads "Brian P. Lee". The signature is fluid and cursive.

Brian P. Lee
Titus County Judge

BPL/cn

Attachments: 4 sets

COUNTY OF Titus

§
§
§

SEE ATTACHED FOR
ANSWERS TO 1-5 BELOW

PRECINCT NO. 1

ANNUAL ROAD REPORT

1. Condition of each road, culvert, and bridge in the precinct and the primary cause of any road, culvert or bridge degradation:

2. Amount of money necessary for maintenance of the precinct roads during the next fiscal year: _____

3. Number of traffic control devices in the precinct defaced or torn down: _____


4. Any new road that should be opened in the precinct: _____

5. Any bridges, culverts, or other improvements necessary to place the precinct roads in good condition, and the probable cost of the improvements: _____

Submitted by the undersigned on this 3RD day of March, 2014

A. J. Riddle
Commissioner, Precinct 1

Subscribed and sworn to, before me, the undersigned authority, this 3RD day of March, 2014



Sheryl Preddy
Notary Public

My commission expires: August 29, 2015

ANNUAL ROAD REPORT

Titus County Pct 1

	A	B	C	D	E	F	G	H	I
1	List of County Roads by Name/Number	Road Condition Rank on a Scale of 1- 5: 1 = Poor 5=Excellent	Cause of Degradation	Number of Culverts needing repair or replacement	Bridges in need of repair or replacement	Control Devices (Signs, Lights) needing repair or replacement	New Roads Needed for opening	Cost of Improvements Identified in Report for Specific Road	Usual Costs of Maintenance in Coming Year for Specific Road
2	1030	2	heavy traffic	0	0	0	0	\$4,500.00	\$500.00
3	1035	2	heavy traffic	0	0	0	0	\$3,000.00	\$500.00
4	1038	3	heavy traffic	0	0	0	0	\$1,000.00	\$200.00
5	1040	3	heavy traffic	0	0	0	0	\$2,000.00	\$100.00
6	1042	3	heavy traffic	0	0	0	0	\$500.00	\$0.00
7	1044	3	heavy traffic	0	0	0	0	\$400.00	\$0.00
8	1046	3	heavy traffic	0	0	0	0	\$500.00	\$0.00
9	1048	4	normal traffic	0	0	0	0	\$500.00	\$0.00
10	1118	3	heavy traffic	0	0	0	0	\$400.00	\$0.00
11	1120	3	heavy traffic	0	0	0	0	\$400.00	\$0.00
12	1123	3	heavy traffic	0	0	0	0	\$400.00	\$0.00
13	1125	3	heavy traffic	0	0	0	0	\$800.00	\$0.00
14	1130	4	normal traffic	0	0	0	0	\$400.00	\$0.00
15	1132	4	normal traffic	0	0	0	0	\$100.00	\$0.00
16	1135	4	"	0	0	0	0	\$1,000.00	\$0.00
17	1200	1	"	0	0	0	0	\$9,779.00	\$0.00
18	1220	4	"	0	0	0	0	\$1,200.00	\$100.00
19	1222	4	"	0	0	0	0	\$100.00	\$0.00
20	1224	4	"	0	0	0	0	\$100.00	\$0.00
21	1250	4	"	0	0	0	0	\$1,600.00	\$0.00
22	1255	3	heavy traffic	0	0	0	0	\$2,000.00	\$100.00
23	1257	3	"	0	0	0	0	\$0.00	\$0.00
24	1312	3	heavy traffic	0	0	0	0	\$300.00	\$0.00
25	1314	3	"	0	0	0	0	\$400.00	\$0.00
26	1315	3	"	0	0	0	0	\$1,000.00	\$0.00
27	1317	3	"	0	0	0	0	\$400.00	\$0.00
28	1325	2	heavy truck use	0	0	0	0	\$600.00	\$0.00
29	1330	4	normal traffic	0	0	0	0	\$2,200.00	\$100.00
30	1332	3	heavy traffic	0	0	0	0	\$1,200.00	\$100.00
31	1333	3	"	0	0	0	0	\$600.00	\$0.00

ANNUAL ROAD REPORT

Titus County Pct 1

	A	B	C	D	E	F	G	H	I
32	List of County Roads by Name/Number	Road Condition Rank on a Scale of 1- 5: 1 = Poor 5=Excellent	Cause of Degradation	Number of Culverts needing repair or replacement	Bridges in need of repair or replacement	Control Devices (Signs, Lights) needing repair or replacement	New Roads Needed for opening	Cost of Improvements Identified in Report for Spcific Road	Usual Costs of Maintenance in Coming Year for Specific Road
33	1334	3	""	0	0	0	0	\$600.00	\$0.00
34	1335	3	""	0	0	0	0	\$900.00	\$0.00
35	1340	3	""	0	0	0	0	\$3,900.00	\$300.00
36	1342	3	""	0	0	0	0	\$3,500.00	\$250.00
37	1345	3	""	0	0	0	0	\$3,600.00	\$250.00
38	1350	3	""	0	0	0	0	\$6,000.00	\$600.00
39	1355	3	""	0	0	0	0	\$2,800.00	\$200.00
40	1357	3	""	0	0	0	0	\$22.00	\$500.00
41	1360	1	heavy truck use	0	0	0	0	\$20,000.00	\$1,000.00
42	1362	2	heavy traffic	0	0	0	0	\$9,400.00	\$400.00
43	1363	3	""	0	0	0	0	\$200.00	\$0.00
44	1364	4	normal traffic	0	0	0	0	\$100.00	\$0.00
45	1400	5	new road	0	0	0	0	\$0.00	\$0.00
46	1430	4	normal traffic	0	0	0	0	\$300.00	\$0.00
47	1432	4	""	0	0	0	0	\$200.00	\$0.00
48	1435	1	heavy truck use	0	0	0	0	\$75,242.00	\$0.00
49	1440	3	heavy traffic	0	0	0	0	\$600.00	\$0.00
50	1450	3	""	0	0	0	0	\$2,000.00	\$100.00
51	1452	3	""	0	0	0	0	\$2,400.00	\$100.00
52	1455	3	""	0	0	0	0	\$400.00	\$0.00
53	1465	3	""	0	0	0	0	\$200.00	\$0.00
54	1468	3	heavy traffic	0	0	0	0	\$3,200.00	\$500.00
55	1475	1	heavy truck use	0	0	0	0	\$10,800.00	\$1,200.00
56	1482	2	""	0	0	0	0	\$2,100.00	\$200.00
57	1485	4	normal traffic	0	0	0	0	\$300.00	\$0.00
58	1487	4	""	0	0	0	0	\$600.00	\$0.00
59	1490	4	""	0	0	0	0	\$400.00	\$0.00
60	1520	4	""	0	0	0	0	\$500.00	\$0.00
61	1535	3	heavy traffic	0	0	0	0	\$7,500.00	\$500.00
62	1536	3	heavy truck use	0	0	0	0	\$400.00	\$0.00
63	1540	3	heavy traffic	0	0	0	0	\$4,000.00	\$500.00

ANNUAL ROAD REPORT

Titus County Pct 1

	A	B	C	D	E	F	G	H	I
64	List of County Roads by Name/Number	Road Condition Rank on a Scale of 1-5: 1 = Poor 5=Excellent	Cause of Degradation	Number of Culverts needing repair or replacement	Bridges in need of repair or replacement	Control Devices (Signs, Lights) needing repair or replacement	New Roads Needed for opening	Cost of Improvements Identified in Report for Specific Road	Usual Costs of Maintenance in Coming Year for Specific Road
65	1550	3	""	0	0	0	0	\$6,800.00	\$100.00
66	1612	3	heavy traffic	0	0	0	0	\$3,200.00	\$100.00
67	1616	2	heavy truck use	0	0	0	0	\$200.00	\$100.00
68	1620	3	heavy traffic	0	0	0	0	\$1,000.00	\$0.00
69	1635	3	""	0	0	0	0	\$6,000.00	\$600.00
70	1638	4	normal traffic	0	0	0	0	\$700.00	\$0.00
71	1655	3	heavy traffic	0	0	0	0	\$2,200.00	\$200.00
72	1660	3	""	0	0	0	0	\$4,000.00	\$300.00
73	1662	3	""	0	0	0	0	\$1,000.00	\$0.00
74	1664	3	""	0	0	0	0	\$600.00	\$0.00
75	1670	3	""	0	0	0	0	\$7,000.00	\$300.00
76	1673	3	""	0	0	0	0	\$3,000.00	\$100.00
77	1675	3	""	0	0	0	0	\$1,800.00	\$200.00
78	1680	3	""	0	0	0	0	\$2,800.00	\$250.00
79	1683	4	normal traffic	0	0	0	0	\$400.00	\$0.00
80	1690	3	""	0	0	0	0	\$400.00	\$0.00
81	1695	3	""	0	0	0	0	\$4,800.00	\$200.00
82	1697	3	""	0	0	0	0	\$1,400.00	\$100.00
83	1720	4	normal traffic	0	0	0	0	\$200.00	\$0.00
84	1725	3	heavy traffic	0	0	0	0	\$1,000.00	\$0.00
85	1740	3	""	0	0	0	0	\$600.00	\$0.00
86	1745	3	heavy traffic	0	0	0	0	\$1,800.00	\$100.00
87	1749	3	""	0	0	0	0	\$400.00	\$0.00
88	1750	3	""	0	0	0	0	\$1,000.00	\$0.00
89	1755	3	""	0	0	0	0	\$800.00	\$0.00
90	1765	3	""	0	0	0	0	\$1,400.00	\$0.00
91	1770	3	""	0	0	0	0	\$3,000.00	\$200.00
92	1773	4	""	0	0	0	0	\$200.00	\$0.00
93	1775	3	""	0	0	0	0	\$1,000.00	\$0.00
94	1780	3	""	0	0	0	0	\$2,400.00	\$150.00
95	1787	2	heavy truck use	0	0	0	0	\$1,400.00	\$0.00
96	1905	1	heavy truck use	0	0	0	0	\$70,483.00	\$0.00

ANNUAL ROAD REPORT

Titus County Pct 1

	A	B	C	D	E	F	G	H	I
97								\$332,526.00	11,300.00

COUNTY OF Titus

§
§
§

SEE ATTACHED FOR
ANSWERS TO 1-5 BELOW

PRECINCT NO. 2

ANNUAL ROAD REPORT

1. Condition of each road, culvert, and bridge in the precinct and the primary cause of any road, culvert or bridge degradation:

2. Amount of money necessary for maintenance of the precinct roads during the next fiscal year: _____

3. Number of traffic control devices in the precinct defaced or torn down: _____

4. Any new road that should be opened in the precinct: _____


5. Any bridges, culverts, or other improvements necessary to place the precinct roads in good condition, and the probable cost of the improvements: _____

Submitted by the undersigned on this 3RD day of March, 2014

Kerry Michael Fields
Commissioner, Precinct 2

Subscribed and sworn to, before me, the undersigned authority, this 3RD day of March, 2014

Sheryl Preddy
Notary Public



My commission expires: August 29, 2015

Road Report-Alternate Form

Annual Road Report-Precinct 2

List of County Roads By Name/Number	Road Conditions Rank on a Scale of 1-5: 1=Poor 5=Excellent	Cause of Degradation	Number of Culvers needing repaired or replaced	Bridges in need of repair or replacement	Control Devices (signs,Lights) Needing repair or replacement	New Roads Needed for opening	Cost of improvement t identified in report for specific road	Usual costs of Maintenance in Coming year for Specific Road
CR 2042	4	None	None	None	None	N/A	\$10,000	\$1,000
CR 4530	1	Heavy Traffic	None	None	None	N/A	\$4,000	\$400
CR 4520	1	Heavy Traffic	None	None	2	N/A	\$10,000	\$1,000
CR 4510	1	Traffic	3	None	None	N/A	\$15,000	\$1,500
CR 4550	2	Heavy Traffic	None	None	None	N/A	\$50,000	\$5,000
CR 4540	1	Traffic	None	None	1	N/A	\$20,000	\$2,000
CR 4560	1	High Traffic Area	None	None	1	N/A	\$4,000	\$400
CR 4410	1	High Traffic Area	None	None	None	N/A	\$20,000	\$2,000
CR 4440	2	High Traffic Area	None	None	None	N/A	\$4,000	\$400
CR 4425	5	None	None	None	None	N/A	\$10,000	\$1,000
CR 4426	5	None	None	None	None	N/A	\$4,000	\$400
CR 4420	5	None	None	None	None	N/A	\$16,000	\$1,600
CR 4415	5	None	None	None	None	N/A	\$10,000	\$1,000
CR 4210	3	Traffic	None	None	None	N/A	\$4,000	\$400
CR 2015	1	Heavy Traffic	None	None	None	N/A	\$10,000	\$1,000
CR 2012	3	Traffic	None	None	1	N/A	\$4,000	\$400
CR 2300	4	Heavy Traffic	None	None	None	N/A	\$36,000	\$3,600
CR 2325	1	Traffic	None	None	1	N/A	\$4,000	\$400
CR 2315	1	Traffic	None	None	1	N/A	\$10,000	\$1,000
CR 2360	4	None	None	None	None	N/A	\$16,000	\$1,600
CR 2363	4	None	None	None	None	N/A	\$4,000	\$400
CR 2365	4	None	None	None	1	N/A	\$4,000	\$400
CR 2340	4	None	None	None	None	N/A	\$4,000	\$400
CR 2335	4	None	None	None	None	N/A	\$4,000	\$400
CR 2330	4	None	None	None	None	N/A	\$4,000	\$400
CR 2265	3	Traffic	None	None	1	N/A	\$4,000	\$400
CR 2260	3	Traffic	None	None	None	N/A	\$4,000	\$400

Road Report-Alternate Form

Annual Road Report-Precinct 2

List of County Roads By Name/Number	Road Conditions Rank on a Scale of 1-5: 1=Poor 5=Excellent	Cause of Degradation	Number of Culvers needing repaired or replaced	Bridges in need of repair or replacement	Control Devices (signs,Lights) Needing repair or replacement	New Roads Needed for opening	Cost of improvement identified in report for specific road	Usual costs of Maintenance in Coming year for Specific Road
CR 2670	1	Traffic	None	None	3	N/A	\$8,000	\$800
CR 2550	3	Traffic	None	None	None	N/A	\$22,000	\$2,200
CR 2665	1	Traffic	None	None	1	N/A	\$2,000	\$200
CR 2660	1	Traffic	None	None	1	N/A	\$6,000	\$600
CR 2675	3	Traffic	None	None	None	N/A	\$20,000	\$2,000
CR 2630	3	Traffic	None	None	1	N/A	\$50,000	\$5,000
CR 2640	1	Traffic	None	None	None	N/A	\$8,000	\$800
CR 2650	1	Traffic	None	None	None	N/A	\$12,000	\$1,200
CR 2600	1	High Traffic Area	None	None	None	N/A	\$50,000	\$5,000
CR 2700	4	None	None	None	None	N/A	\$2,000	\$200
CR 2500	3	Heavy Traffic	None	None	None	N/A	\$80,000	\$8,000
CR 2510	1	Traffic	None	None	None	N/A	\$2,000	\$200
CR 2512	1	Traffic	None	None	None	N/A	\$8,000	\$800
CR 2475	1	Heavy Traffic	None	None	None	N/A	\$8,000	\$800
CR 2750	4	Traffic	None	None	None	N/A	\$2,000	\$200
CR 2810	4	Traffic	None	None	None	N/A	\$10,000	\$1,000
CR 2930	4	Traffic	None	None	None	N/A	\$22,000	\$2,200
CR 2933	4	Traffic	None	None	None	N/A	\$4,000	\$400
CR 2936	4	Traffic	None	None	2	N/A	\$2,000	\$200
CR 2938	4	Traffic	None	None	None	N/A	\$12,000	\$1,200
CR 2400	1	Heavy Traffic	2	None	None	N/A	\$56,000	\$5,600
CR 2430	4	Traffic	None	None	None	N/A	\$4,000	\$400
CR 2120	1	Traffic	None	None	2	N/A	\$36,000	\$3,600
CR 2125	3	Heavy Traffic	None	None	1	N/A	\$4,000	\$400
CR 2140	1	Heavy Traffic	None	None	None	N/A	\$4,000	\$400
CR 1032	1	Heavy Traffic	None	None	None	N/A	\$10,000	\$1,000
CR 1065	1	Heavy Traffic	None	None	None	N/A	\$12,000	\$1,200

Road Report-Alternate Form

Annual Road Report-Precinct 2

List of County Roads By Name/Number	Road Conditions Rank on a Scale of 1-5: 1=Poor 5=Excellent	Cause of Degradation	Number of Culvers needing repaired or replaced	Bridges in need of repair or replacement	Control Devices (signs,Lights) Needing repair or replacement	New Roads Needed for opening	Cost of improvement identified in report for specific road	Usual costs of Maintenance in Coming year for Specific Road
CR 1030	1	High Traffic Area	None	None	None	N/A	\$42,000	\$4,200
CR 1140	3	Heavy Traffic	None	None	None	N/A	\$32,000	\$3,200
CR 1243	2	Traffic	None	None	None	N/A	\$2,000	\$200
CR 1245	2	Traffic	None	None	None	N/A	\$16,000	\$1,600
CR 1240	1	Traffic	None	None	None	N/A	\$54,000	\$5,400
CR 1070	1	Heavy Traffic	None	None	None	N/A	\$128,000	\$12,800
CR 1220	1	Heavy Traffic	None	None	None	N/A	\$100,000	\$10,000
CR 1165	1	High Traffic Area	None	None	None	N/A	\$96,000	\$9,600
CR 1153	1	High Traffic Area	None	None	None	N/A	\$24,000	\$2,400
CR 1150	1	High Traffic Area	None	None	None	N/A	\$44,000	\$4,400
CR 1155	1	Traffic	None	None	None	N/A	\$10,000	\$1,000
CR 1230	2	Traffic	None	None	None	N/A	\$8,000	\$800
CR 1250	1	Traffic	None	None	None	N/A	\$12,000	\$1,200
CR 1200	3	High Traffic Area	None	None	None	N/A	\$4,000	\$400
CR 2375	2	Truck Traffic	None	None	None	N/A	\$24,000	\$2,400
CR 2470	1	Truck Traffic	None	None	None	N/A	\$42,000	\$4,200
CR 2710	2	Heavy Traffic	None	None	None	N/A	\$24,000	\$2,400
CR 2720	2	Truck Traffic	None	None	None	N/A	\$24,000	\$2,400
CR 2718	3	Traffic	None	None	None	N/A	\$24,000	\$2,400
CR 2715	1	Heavy Traffic	None	None	None	N/A	\$10,000	\$1,000
CR 2730	1	Traffic	1	None	None	N/A	\$52,000	\$5,200
CR 2850	1	High Traffic Area	1	None	None	N/A	\$48,000	\$4,800
CR 2910	3	High Traffic Area	None	None	None	N/A	\$32,000	\$3,200
CR 2912	1	Traffic	None	None	None	N/A	\$12,000	\$1,200
CR 2915	4	Traffic	None	None	None	N/A	\$2,000	\$200
CR 2920	4	Traffic	None	None	None	N/A	\$24,000	\$2,400

Road Report-Alternate Form

Annual Road Report-Precinct 2

List of County Roads By Name/Number	Road Conditions Rank on a Scale of 1-5: 1=Poor 5=Excellent	Cause of Degradation	Number of Culvers needing repaired or replaced	Bridges in need of repair or replacement	Control Devices (signs,Lights) Needing repair or replacement	New Roads Needed for opening	Cost of improvement identified in report for specific road	Usual costs of Maintenance in Coming year for Specific Road
CR 2921	3	Truck Traffic	None	None	None	N/A	\$12,000	\$1,200
CR 2922	1	Traffic	None	None	None	N/A	\$2,000	\$200
CR 2925	3	Traffic	None	None	None	N/A	\$2,000	\$200
CR 2926	4	Traffic	None	None	None	N/A	\$2,000	\$200
CR 2940	4	Traffic	None	None	None	N/A	\$12,000	\$1,200
CR 2830	4	Traffic	None	None	None	N/A	\$6,000	\$600
CR 2835	4	Traffic	None	None	None	N/A	\$4,000	\$400
CR 1160	1	Heavy Traffic	None	None	None	N/A	\$10,000	\$1,000
CR 2924	1	Traffic	None	None	1	N/A	\$2,000	\$200
CR 2200	1	Traffic	None	None	None	N/A	\$20,000	\$2,000
CR 2222	1	Traffic	None	None	None	N/A	\$4,000	\$400
CR 2220	1	Traffic	None	None	2	N/A	\$1,000	\$1,000
CR 2225	1	Traffic	None	None	1	N/A	\$4,000	\$400
CR 2040	1	Heavy Traffic	2	None	None	N/A	\$20,000	\$2,000
CR 1032	1	Traffic	None	None	None	N/A	\$10,000	\$1,000
CR 2520	2	Traffic	None	None	2	N/A	\$4,000	\$400
CR 2415	1	High Traffic Area	None	None	None	N/A	\$4,000	\$400
CR 1170	1	Traffic	None	None	None	N/A	\$4,000	\$400
Franklin CR 2010	3	Heavy Traffic	None	None	None	N/A	\$8,000	\$800
Franklin CR 2170	2	Traffic	None	None	None	N/A	\$4,000	\$400
Franklin CR 2180	1	Traffic	None	None	None	N/A	\$6,000	\$600

COUNTY OF Titus

§
§
§

SEE ATTACHED FOR
ANSWERS TO 1-5 BELOW

PRECINCT NO. 3

ANNUAL ROAD REPORT

1. Condition of each road, culvert, and bridge in the precinct and the primary cause of any road, culvert or bridge degradation:

2. Amount of money necessary for maintenance of the precinct roads during the next fiscal year: _____

3. Number of traffic control devices in the precinct defaced or torn down: _____


4. Any new road that should be opened in the precinct: _____

5. Any bridges, culverts, or other improvements necessary to place the precinct roads in good condition, and the probable cost of the improvements: _____

Submitted by the undersigned on this 3 day of March 2014

Phillip Hinton
Commissioner, Precinct 3

Subscribed and sworn to, before me, the undersigned authority, this 3RD day of March, 2014



Sheryl Preddy
Notary Public

My commission expires: August 29, 2015

Annual Road Report - Precinct 3

List of County Roads by Name/Number	Road Condition Rank on a Scale of 1-5: 1 = Poor 5=Excellent	Cause of Degradation	Number of Culverts needing repair or replacement	Bridges in need of repair or replacement	Control Devices (Signs, Lights) needing repair or replacement	New Roads Needed for opening	Cost of Improvements Identified in Report for Spicific Road	Usual Costs of Maintenance in Corning Year for Specific Road
CR 1850	1	Oil Production Traffic		0			40,000	2500
CR1820	3	Oil Production Traffic		0			60,000	3000
CR 1835	3	Oil Production Traffic		0			55,000	1000
CR 1825	2	Oil Production Traffic		0			80,000	2500
CR 1828	2	Oil Production Traffic		0			85,000	3000
Old Rail Road Track	2	Oil Production Traffic		0			35,000	1000
CR 1905 N	1	Oil Production Traffic		0			85,000	3000
CR 1905 S	3	Oil Production Traffic		0			75,000	3000
CR 1915	2	Oil Production Traffic		0			80,000	5000
CR 1920	3	Oil Production Traffic		0			45,000	2000
CR 1927	3	Heavy Traffic		0			25,000	1000
CR 1925	2	Heavy Traffic		0			40,000	1000
CR 1930	1	Local Traffic		0			40,000	1000
CR 1933	2	Local Traffic		0			15,000	500
CR 1935	3	Heavy Traffic		0			40,000	1000
CR 3920	3	Oil Production Traffic		0			75,000	2500
CR 3925	1	Oil Production Traffic		0			85,000	7000
CR 3935	2	Heavy Traffic		0			50,000	1500

List of County Roads by Name/Number	Road Condition Rank on a Scale of 1-5: 1 = Poor 5=Excellent	Cause of Degradation	Number of Culverts needing repair or replacement	Bridges in need of repair or replacement	Control Devices (Signs, Lights) needing repair or replacement	New Roads Needed for opening	Cost of Improvements Identified in Report for Specific Road	Usual Costs of Maintenance in Coming Year for Specific Road
CR 3930	3	Local Traffic		0			30,000	1000
CR 3927	2	Heavy Traffic		0			15,000	500
CR 3945	3	Local Traffic		0			30,000	1000
CR 3910	2	Heavy Traffic		0			75,000	2000
CR 3913	3	Local Traffic		0			20,000	800
CR3290	2	Heavy Traffic		0			90,000	3500
CR3292	2	Local Traffic		0			35,000	1000
CR 3250	2	Heavy Traffic		0			85,000	4000
CR 3280	1	Local Traffic		0			40,000	1000
CR 3270	2	Heavy Traffic		0			35,000	1000
CR 3249	1	Heavy Traffic		0			40,000	1000
CR 3265	2	Heavy Traffic		0			95,000	4500
CR 3283	1	Heavy Traffic		0			75,000	1500
CR 3285	2	Heavy Traffic		0			55,000	1500
CR 3275	2	Heavy Traffic		0			90,000	3000
CR 3268	1	Heavy Traffic		0			55,000	1500
CR 3263	2	Local Traffic		0			60,000	1000
CR 3260	3	Heavy Traffic		0			75,000	3000
CR 3355	2	Heavy Traffic		0			65,000	2000
CR 3360	2	Heavy Traffic		0			45,000	1500

List of County Roads by Name/Number	Road Condition Rank on a Scale of 1-5: 1 = Poor 5=Excellent	Cause of Degradation	Number of Culverts needing repair or replacement	Bridges in need of repair or replacement	Control Devices (Signs, Lights) needing repair or replacement	New Roads Needed for opening	Cost of Improvements Identified in Report for Spicific Road	Usual Costs of Maintenance in Coming Year for Specific Road
CR 3245	2	Heavy Traffic		0			90,000	3500
CR 3350	2	Heavy Traffic		0			95,000	4000
CR 3353	2	Heavy Traffic		0			65,000	1500
CR 3240	2	Heavy Traffic		0			65,000	3000
CR 3243	2	heavy Traffic		0			65,000	1500
CR 3244	2	Heavy Traffic		0			2000	250
CR 3246	2	Heavy Traffic		0			45,000	1000
CR 3241	2	Heavy Traffic		0			20,000	500
CR 3225	2	Heavy Traffic		0			95,000	3000
CR 3310	2	Heavy Traffic		0			65,000	1000
CR 3232	2	Local Traffic		0			35,000	1000
CR 3230	2	Local Traffic		0			40,000	1000
CR 3205	2	Local Traffic		0			15,000	1000
CR 3207	2	Local Traffic		0			12,000	1000
CR 3210	2	Heavy Traffic		0			60,000	2000
CR 3215	3	Local Traffic		0			15,000	500
CR 3218	3	Local Traffic		0			8,000	250
CR 3220	3	Local Traffic		0			8,000	250
CR 3210 N	2	Heavy Traffic		0			15,000	500
CR 3210 S	2	Heavy Traffic		0			50,000	1000

List of County Roads by Name/Number	Road Condition Rank on a Scale of 1-5: 1 = Poor 5=Excellent	Cause of Degradation	Number of Culverts needing repair or replacement	Bridges in need of repair or replacement	Control Devices (Signs, Lights) needing repair or replacement	New Roads Needed for opening	Cost of Improvements Identified in Report for Spicific Road	Usual Costs of Maintenance in Coming Year for Specific Road
CR 3020	2	Local Traffic		0			5,000	250
CR 3035	2	Local Traffic		0			8,000	250
CR 3032	3	Local Traffic		0			25,000	250
CR 3030	3	Local Traffic		0			25,000	250
CR 3045	2	Heavy Traffic		0			40,000	1000
CR 3053	2	Heavy Traffic		0			58,000	1000
CR 3055	2	Local Traffic		0			35,000	1000
CR 3060	2	Heavy Traffic		0			16,000	1500
CR 3065	3	Heavy Traffic		0			25,000	1500
CR 3070	3	Heavy Traffic		0			65,000	5000
CR 3072	3	Local Traffic		0			12,000	500
CR 3090	3	Local Traffic		0			8,000	500
CR 3095	3	Heavy Traffic		0			15,000	1000
CR 3075	3	Local Traffic		0			12,000	1000
CR 3322	2	Heavy Traffic		0			15,000	500
CR 3320	2	Heavy Traffic		0			25,000	1000
CR 3325	2	Heavy Traffic		0			15,000	500
CR 3345	2	Heavy Traffic		0			20,000	1000
CR 3330	2	Heavy Traffic		0			65,000	3000

List of County Roads by Name/Number	Road Condition Rank on a Scale of 1-5: 1 = Poor 5=Excellent	Cause of Degradation	Number of Culverts needing repair or replacement	Bridges in need of repair or replacement	Control Devices (Signs, Lights) needing repair or replacement	New Roads Needed for opening	Cost of Improvements Identified in Report for Spcific Road	Usual Costs of Maintenance in Coming Year for Specific Road
CR 3335	2	Heavy Traffic		0			65,000	1500
CR 3337	1	Local Traffic		0			8,000	500
CR 3340	3	Heavy Traffic		0			45,000	1000
CR 3375	2	Heavy Traffic		0			25,000	2000
CR 3370	1	Local Traffic		0			8,000	500
CR 3341	1	Local Traffic		0			18,000	500
CR 3420	2	Heavy Traffic		0			25,000	1000
CR 3365	2	Heavy Traffic		0			75,000	4000
CR 3368	2	Local Traffic		0			15,000	1000
CR 3430	1	Heavy Traffic		0			75,000	2000
CR 3425	2	Heavy Traffic		0			85,000	2000
CR 3440	1	Local Traffic		0			70,000	2000
CR 3445	1	Heavy Traffic		0			95,000	4000
CR 3447	2	Local Traffic		0			8,000	500
CR 3435	2	Heavy Traffic		0			30,000	3000
CR 3410	1	Heavy Traffic		0			15,000	1000

COUNTY OF Titus

§
§
§

SEE ATTACHED FOR
ANSWERS TO 1-5 BELOW

PRECINCT NO. 4

ANNUAL ROAD REPORT

1. Condition of each road, culvert, and bridge in the precinct and the primary cause of any road, culvert or bridge degradation:

2. Amount of money necessary for maintenance of the precinct roads during the next fiscal year: _____

3. Number of traffic control devices in the precinct defaced or torn down: _____

4. Any new road that should be opened in the precinct: _____


5. Any bridges, culverts, or other improvements necessary to place the precinct roads in good condition, and the probable cost of the improvements: _____

Submitted by the undersigned on this 28th day of February, 2014

Thomas E. Heckaday
Commissioner, Precinct 4

Subscribed and sworn to, before me, the undersigned authority, this 28th day of February, 2014

Sheryl Preddy
Notary Public



My commission expires: August 29, 2015

Road Report-Alternate Form

Annual Road Report Precinct 4

List of County Roads By Name/Number	Road Conditions Rank on a Scale of 1-5: 1=Poor 5=Excellent	Cause of Degradation	Number of Culvers needing repaired or replaced	Bridges in need of repair or replacement	Control Devices (signs, Lights) Needing repair or replacement	New Roads Needed from opening	Cost of improvement identified in report for specific road	Usual costs of Maintenance in Coming year for Specific Road
3140	4	Pipe Line Crossing	None	None	None	N/A	5,000	2,000
3145	3	Trucks	None	None	None	N/A	3,000	1,000
3147	4	Traffic	None	None	None	N/A	3,500	1,500
3180	3	Traffic	None	None	None	N/A	6,500	2,000
3185	3	Traffic	None	None	None	N/A	5,500	1,500
3130	3	Traffic	None	None	None	N/A	4,000	2,000
3120	3	Sand Trucks	None	None	None	N/A	16,968	8,000
3123	1	Logging	1	None	None	N/A	6,000	2,500
3125	3	Sand Trucks	None	None	None	N/A	3,000	1,000
3155	1	Logging	None	None	None	N/A	7,500	1,500
3160	4	Traffic	None	None	None	N/A	7,700	750
3153	2	Traffic	None	None	None	N/A	3,500	1,200
3170	4	Traffic	None	None	None	N/A	1,500	700
3150	3	Truck/Traffic	None	None	None	N/A	8,000	2,000
3195	3	Traffic	None	None	None	N/A	500	200
4045	4	Traffic	None	None	None	N/A	6,000	2,500
3151	3	Traffic	None	None	None	N/A	2,000	500
4054	4	Traffic	None	None	None	N/A	1,500	500
4040	4	Traffic	None	None	None	N/A	1,500	500
4030	4	Traffic	None	None	None	N/A	2,500	750
4025	4	Traffic	None	None	None	N/A	2,000	500
4020	3	Traffic/Cows	None	None	None	N/A	3,500	1,200
4015	3	Traffic	None	None	None	N/A	5,000	1,500
4315	3	Chicken Trucks	None	None	None	N/A	10,000	3,000
4380	2	Traffic/Water	None	None	None	N/A	5,500	2,500
4260	4	Traffic	None	None	None	N/A	7,500	3,000
4275	4	Traffic	None	None	None	N/A	2,500	1,200

Road Report-Alternate Form

Annual Road Report Precinct 4

List of County Roads By Name/Number	Road Conditions Rank on a Scale of 1-5: 1=Poor 5=Excellent	Cause of Degradation	Number of Culvers needing repaired or replaced	Bridges in need of repair or replacement	Control Devices (signs, Lights) Needing repair or replacement	New Roads Needed fro opening	Cost of improvement t Identified in report for specific road	Usual costs of Maintenance in Coming year for Specific Road
4270	2	Chicken Trucks	None	None	None	N/A	15,000	3,000
4265	4	Traffic	None	None	None	N/A	3,500	1,500
4235	4	Traffic	None	None	None	N/A	2,000	750
4240	3	Chicken Trucks	None	None	None	N/A	7,500	2,000
4230	3	Chicken Trucks	None	None	None	N/A	5,000	1,500
4245	4	Traffic	None	None	None	N/A	2,500	750
4250	4	Chicken Trucks	None	None	None	N/A	4,000	1,000
4231	4	Traffic	None	None	None	N/A	2,500	1,000
4215	4	Traffic	None	None	None	N/A	9,000	2,500
4220	4	Traffic	None	None	None	N/A	2,500	1,000
4222	4	Traffic	None	None	None	N/A	2,500	1,000
4221	4	Traffic	None	None	None	N/A	2,500	1,000
4224	4	Traffic	None	None	None	N/A	2,500	1,000
4226	4	Traffic	None	None	None	N/A	2,500	1,000
4355	4	Traffic	None	None	None	N/A	3,000	1,200
4218	4	Traffic	None	None	None	N/A	1,500	750
4206	4	Traffic	None	None	None	N/A	1,000	500
4207	4	Traffic	None	None	None	N/A	1,000	500
4208	4	Traffic	None	None	None	N/A	1,000	500
4205	3	Traffic/Trucks	None	None	None	N/A	6,500	3,000
4330	3	Chicken Trucks	None	None	None	N/A	7,500	2,000
4325	3	Chicken Trucks	None	None	None	N/A	8,500	2,500
4335	2	Traffic	None	None	None	N/A	3,000	1,500
4345	3	Traffic	None	None	None	N/A	3,000	1,000
4360	3	Traffic	None	None	None	N/A	3,500	1,200
4340	4	Traffic & Chicken Trucks	None	None	None	N/A	4,000	2,000
4365	3	Chicken Trucks	None	None	None	N/A	5,000	2,000

Road Report-Alternate Form

Annual Road Report Precinct 4

List of County Roads By Name/Number	Road Conditions Rank on a Scale of 1-5: 1=Poor 5=Excellent	Cause of Degradation	Number of Culvers needing repaired or replaced	Bridges in need of repair or replacement	Control Devices (signs, Lights) Needing repair or replacement	New Roads Needed fro opening	Cost of improvement t identified in report for specific road	Usual costs of Maintenance in Coming year for Specific Road
4370	3	Chicken Trucks	None	None	None	N/A	2,500	1,000
4885	3	Chicken Trucks	None	None	None	N/A	2,000	750
4875	3	Traffic & Chicken Trucks	None	None	None	N/A	7,500	2,500
4890	3	Chicken Trucks	None	None	None	N/A	8,000	2,000
4877	4	Traffic	None	None	None	N/A	2,500	1,200
4893	4	Traffic	None	None	None	N/A	1,000	250
4996	4	Traffic	None	None	None	N/A	1,000	250
4960	3	Traffic	None	None	None	N/A	4,000	1,500
4950	2	Traffic	None	None	None	N/A	16,000	6,000
4955	2	Traffic	None	None	None	N/A	5,000	1,200
4865	3	Traffic/Trucks	None	None	None	N/A	12,000	3,000
4855	3	Traffic	None	None	None	N/A	3,500	1,000
4857	3	Traffic	None	None	None	N/A	2,000	1,000
4840	4	Traffic	None	None	None	N/A	7,500	2,000
4844	4	Traffic	None	None	None	N/A	3,000	1,200
4740	4	Traffic	None	None	None	N/A	4,000	1,000
4825	4	Traffic	None	None	None	N/A	3,500	1,500
4815	3	Traffic	None	None	None	N/A	2,500	750
4660	3	Traffic	None	None	None	N/A	8,000	1,500
4670	3	Traffic	None	None	None	N/A	5,000	1,500
4754	3	Traffic	None	1	None	N/A	10,000	1,000
4765	3	Traffic	None	None	None	N/A	6,000	1,200
4683	3	Traffic	None	None	None	N/A	3,000	500
4755	4	Traffic	None	None	None	N/A	3,500	1,000
4757	4	Traffic	None	None	None	N/A	2,500	750
4760	4	Traffic	None	None	None	N/A	1,500	500
4680	2	Chicken Trucks	None	None	None	N/A	10,500	3,000

